
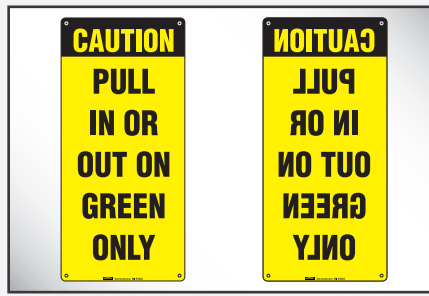


* Stop-Tite® shown in stored position, with optional Dock Alert.

- ▶ Manually activated restraint
- ▶ Restraining force in excess of 32,000 lb. average
- ▶ Optional Dock Alert Light Communication
- ▶ Zinc-Plated
- ▶ Optional Upgraded iDock™ Controls with Interactive Message Display
- ▶ RIG Sensor Bar with Optional Audible Alarm on MAL
- ▶ Low profile, non-impact design (wall or driveway mount)
- ▶ Made in USA



Stop-Tite® manually operated unit can be set and released easily from the dock with included activation handle.



A set of standard and mirrored image caution signs notifies truck driver.



Optional upgraded iDock Controls include light communication and can be integrated with other dock equipment.

VEHICLE RESTRAINT SYSTEM

The Stop-Tite® manually operated vehicle restraint is an economical solution to help prevent unexpected trailer departure from the loading dock during the loading/unloading process. Versions include:

- Manual (M)
- Manual with Manual Lights (MML)
- Manual with Automatic Lights (MAL)

OPERATION

Once a trailer is backed into position against the dock bumpers, the operate bar is used under the release lever to lift up, manually activating the restraint. A visual inspection should confirm the restraint has moved vertically and engaged the horizontal RIG. The operate bar can be stored and loading/unloading begins. When complete and the dock leveler is stored, the operate bar is used to push down the restraint arm until the release lever locks the restraint arm. The operating bar is stored again.

SAFETY FEATURES

- RIG sensor bar on MAL notifies the operator if the restraint is not securely engaged to the trailer's Rear Impact Guard.
- Caution signs for communication on basic M version.
- Optional MML version with manually operated interior/exterior red/green lights always in opposition.
- Optional MAL version with automatically operated interior/exterior red/green lights in opposing mode. Includes bypass position for flashing light changes in communication for trailers without RIG or with badly damaged RIG.
- Restraining force in excess of 32,000 lbs.
- Optional upgraded integrated iDock Controls for safe leveler interlock.

LIGHT COMMUNICATION

MML – As a truck approaches, the exterior light is green and the interior light is red. Once the trailer is in position and the Stop-Tite MML is engaged, the operator presses Dock Alert Status, changing the exterior light to red, warning the driver not to pull away, and interior light to green, allowing the dock attendant to safely enter the trailer. When loading/unloading is complete and the restraint is safely stored, the operator presses Dock Alert Status again, reverting the interior light back to red and exterior light to green.

MAL – The same light communication system as the MML is used, but the MAL the lights automatically change when the restraint is activated and deactivated. The MAL also includes "Bypass" mode in the event that the restraint is unable to secure the RIG.

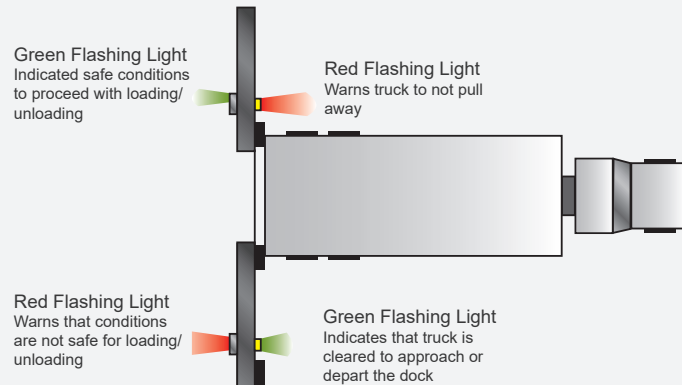
ELECTRICAL

For MML and MAL units, the electrical requirements are 115V single phase. The control panels for the MML and MAL are NEMA 12 for Dock Alert and NEMA 4X for iDock Alert with all components, connections and wiring UL listed and/or recognized. Panels are built in-house in a UL-approved control panel shop.

CONSTRUCTION

The durable zinc-plated, steel housing unit is designed to protect all internal components from any weather conditions.

Stop-Tite® M Series Common Options	
▶	Integrated control panel
▶	Interlock terminals for leveler or door switch (MAL only)
▶	Simple Dock Alert Light Communication
▶	Manual iDock Alert Light Communication
▶	Automatic iDock Light Communication System (MAL)
▶	LED interior & exterior lights for MML or MAL
▶	Limit switches for door interlock
▶	Cantilever bracket with a requested projection



A Division of Systems, LLC

W194 N11481 McCormick Drive • Germantown, WI 53022
Phone: 1.800.624.8473 • Email: sales@wbmcguire.com

www.wbmcguire.com

Now available with

